

IMPORTANT NOTES

- A. HEADER BOX MUST BE FIELD PREPPED FOR INSTALLATION. FASTENING HARDWARE DEPENDANT UPON MOUNTING SURFACE OR WALL STRUCTURE OF INSTALLATION AREA IS NOT SUPPLIED.
 - B. ACCESS HOLES ARE GENERALLY LOCATED THROUGH THE BACK OF THE HEADER BOX FOR CLEAN CONCEALED LOOK; ALTERNATIVELY THEY CAN BE THROUGH THE TOP OR ENDPLATE OF THE BOX WITH WIRING RUN THROUGH CODE APPROVED SURFACE CONDUIT.
1. ELECTRICAL SERVICE AND ALL HARD WIRING TO BE SUPPLIED BY QUALIFIED PROFESSIONAL CONTRACTOR WITHIN THE GUIDELINES OF THE ENFORCED LOCAL ELECTRICAL CODES.
 2. ACCESS HOLES ARE ALWAYS AWAY FROM HINGE SIDE OF HEADER TO ENSURE CABLES & WIRING RUNS DO NOT INTERFERE WITH & GET CHAFED BY THE MECHANICS OF THE OPERATOR WITHIN THE HEADER.
 3. HIGH VOLTAGE INCOMING POWER & LOW VOLTAGE WIRES CANNOT SHARE THE SAME ACCESS HOLE. HIGH VOLTAGE WIRES MUST BE ROUTED IN CONDUIT & SECURED AWAY FROM ALL LOW VOLTAGE WIRES.
 4. IF HEADER IS MOUNTED ON ALUMINUM FRAMING, HIGH & LOW VOLTAGE WIRING CAN BE ROUTED THROUGH VERTICAL & HORIZONTAL TUBES.
 5. INCOMING (MAIN) POWER GROUND WIRE CANNOT SHARE THE SAME GROUNDING STUD AS SYSTEM GROUND WIRE. GROUND INCOMING (MAIN) POWER ACCORDINGLY.

**APPLICATION: LOW PROFILE,
LOW ENERGY OPERATOR WIRING
REQUIREMENTS**

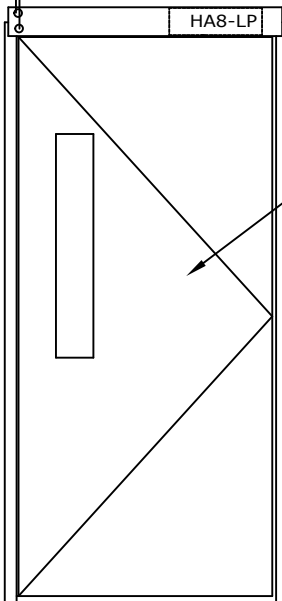
NOTE: DRAWING IS DIMENSIONED IN BOTH INCHES & METRIC (mm)
AUTOMATIC SWING DOOR OPERATOR SHALL BE "HA8-LP" CETL USA APPROVED, CONFORMING TO UL STD. 325 & ANSI-BHMA STD. A156.19 FIRE RATED TO UL STD. 10(B); UL STD. 10(C), CERTIFIED TO CAN. CSA STD. C22.2#247 AS MANUFACTURED BY ENTREMATIC GROUP AB. 32" (813) CLEAR OPENING REQUIRED TO MEET ADA REQUIREMENT.

STANDARD FINISH: ANODIZED, CLEAR; DARK BRONZE;
SPECIAL FINISHES ARE AVAILABLE

MAIN INCOMING POWER, (MIP)
120V AC. 60HZ. 15A. BY
ELECTRICAL CONTRACTOR

LOW VOLTAGE WIRING, (LVW)
SEPARATE FROM INCOMING
MAIN POWER TO CONTROL

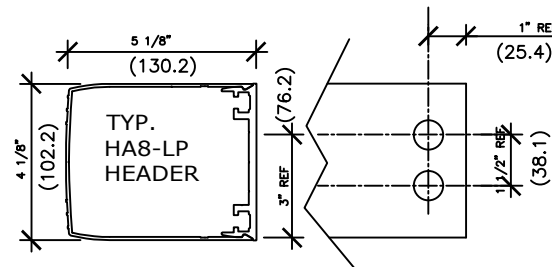
(MIP) ACCESS HOLE.
(LVW)



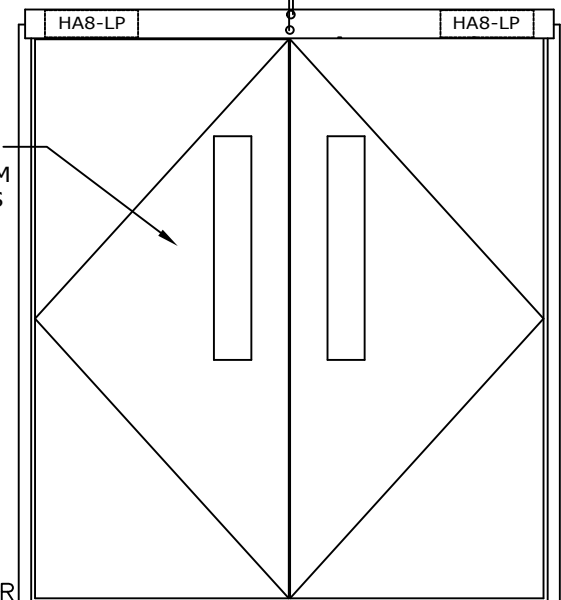
ELEVATION

TYP. RIGHT HAND APPLICATION IS SHOWN. (LEFT HAND OPPOSITE).

SWING HOLLOW METAL, ALUMINUM OR WOOD DOORS AND FRAMES BY OTHERS TYP.



ACCESS HOLES
TYP. 3/4" DIA. (19)
FOR CONDUIT FITTING.



ELEVATION

NOTE:
ENTREMATIC GROUP AB, RESERVES THE RIGHT TO CHANGE & IMPROVE IT'S PRODUCTS & SPECIFICATIONS WITHOUT NOTICE.

ENTREMATIC

TEL. 877-348-6837 (CANADA)
www.ditecentrematic.ca
TEL. 866-901-4284 (USA)
www.ditecentrematic.us

JOB NAME:	SHEET NO. 9
LOCATION:	
DOOR NUMBER:	SECTION LP