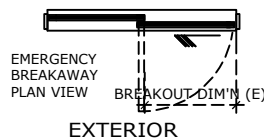
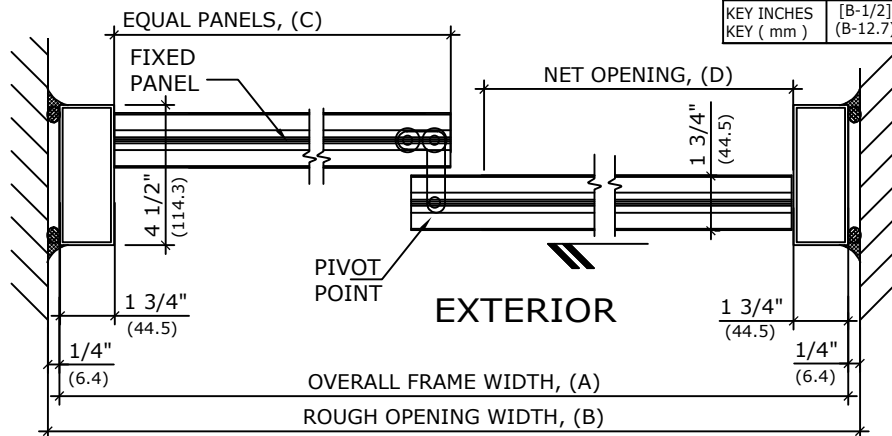


EXTERIOR ELEVATION



EXTERIOR



1 HORIZONTAL SECTION

REFER TO RELEVANT (LOCAL, STATE, NATIONAL OR AHJ) BUILDING CODE FOR MIN DOOR HEIGHT & MIN/MAX WIDTH ALLOWABLE FOR EGRESS REQUIREMENT.
 NOTE:
 ENTREMATIC GROUP AB, RESERVES THE RIGHT TO CHANGE & IMPROVE IT'S PRODUCTS & SPECIFICATIONS WITHOUT NOTICE.

AUTOMATIC SLIDING DOOR OPERATOR SHALL BE "DS18" CUL USA APPROVED, CONFORMING TO UL STD. 325 & ANSI-BHMA STD. A156.10 CERTIFIED TO CAN. CSA STD. C22.2#24-93 AS MANUFACTURED BY ENTREMATIC GROUP AB.

STANDARD FINISH: ANODIZED, CLEAR; DARK BRONZE; SPECIAL FINISHES ARE AVAILABLE

NOTE: DRAWING IS DIMENSIONED IN BOTH INCHES & METRIC (mm)

APPLICATION:
 ALL GLASS STILE, LEFT HAND, AUTOMATIC SLIDING DOOR SYSTEM.

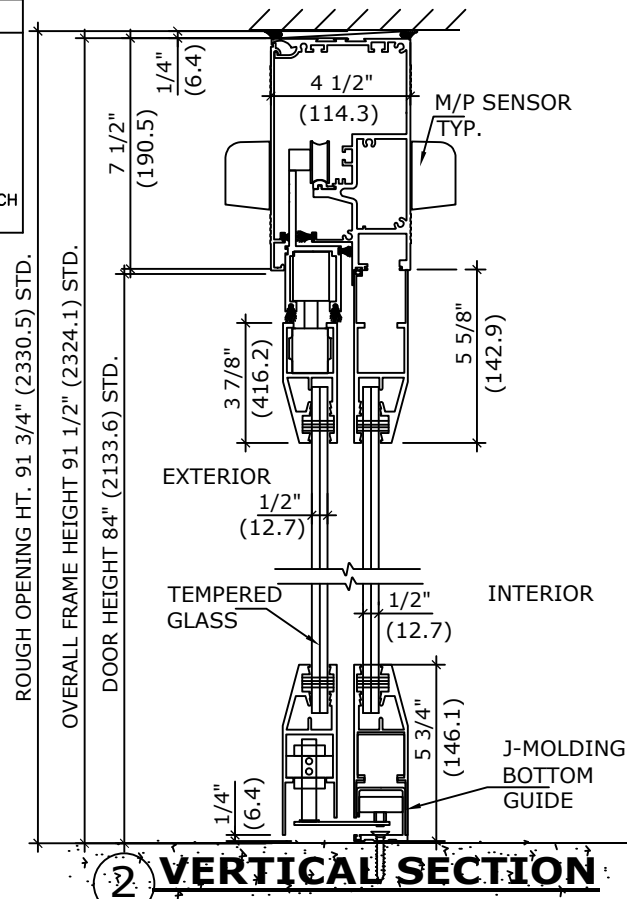
UNIT DESCRIPTION

DITEC

O-SX : OVERHEAD CONCEALED FIXED SIDELITE SINGLE SLIDE DOOR SYSTEM, ALL GLASS STILE DOORS.

STD. PACKAGE SHALL INCLUDE AUTOMATIC OPERATOR, FRAME AND DOORS, HORIZONTAL RAILS WITH SWEEP, BRUSH-PILE WEATHER STRIPPING, EMERGENCY BREAKAWAY, GLAZING SHOES FOR TEMPERED GLASS, FLOOR LOCKING MS LOCK, CONCEALED BOTTOM GUIDE IN 'J' MOLDING OF FIXED PANEL, 3-POSITION SWITCH & MOTION/PRESENCE SENSORS ON BOTH SIDES OF UNIT.

SIZE	OVERALL FRAME A WIDTH	ROUGH OPENING B WIDTH	EQUAL PANELS C WIDTH	NET DOOR D OPENING	BREAK OUT DIM'N. E
84"	84" (2133.6)	84 1/2" (2146.3)	41" (1041.4)	36" (914.4)	39 1/2" (1003)
96"	96" (2438.4)	96 1/2" (2451.1)	47" (1193.8)	42" (1066.8)	45 1/2" (1156)
108"	108" (2743.2)	108 1/2" (2755.9)	53" (1346.2)	48" (1219.2)	51 1/2" (1308)
KEY INCHES	[B-1/2]	[A+1/2]	[A/2-1]	[A/2-6]	[A/2-2 1/2]
KEY (mm)	[B-12.7]	[A+12.7]	[A/2-25.4]	[A/2-152.4]	[A/2-63.5]



2 VERTICAL SECTION

ENTREMATIC

TEL. 877-348-6837 (CANADA)
 www.ditecentrematic.ca
 TEL. 866-901-4284 (USA)
 www.ditecentrematic.us

SHEET TITLE:			SHEET NO. 7
ARCHITECT:			
CONTRACTOR:			SECTION DS
SCALE:	DRAWN BY:	DATE:	