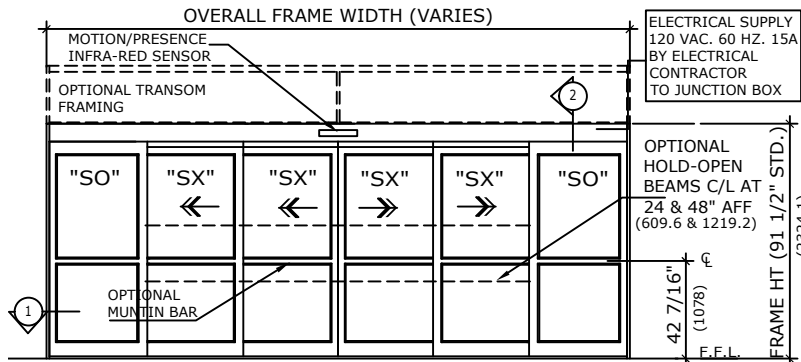


APPLICATION:
TELESCOPIC FULL BREAKOUT BI-PART,
AUTOMATIC SLIDING DOOR SYSTEM.

AUTOMATIC SLIDING DOOR OPERATOR SHALL BE "DS-18"
CUL USA APPROVED, CONFORMING TO UL STD. 325 &
ANSI-BHMA STD. A156.10 CERTIFIED TO CAN. CSA STD.
C22.2#24-93 AS MANUFACTURED BY ENTREMATIC GROUP
AB.

STANDARD FINISH: ANODIZED, CLEAR; DARK BRONZE;
SPECIAL FINISHES ARE AVAILABLE

NOTE: DRAWING IS DIMENSIONED IN BOTH INCHES & METRIC (mm)



ELECTRICAL SUPPLY
120 VAC. 60 HZ. 15A
BY ELECTRICAL
CONTRACTOR
TO JUNCTION BOX

OPTIONAL
HOLD-OPEN
BEAMS C/L AT
24 & 48" AFF
(609.6 & 1219.2)

42 7/16" (1078)
F.F.L.
FRAME HT (91 1/2" STD.)
(2324.1)

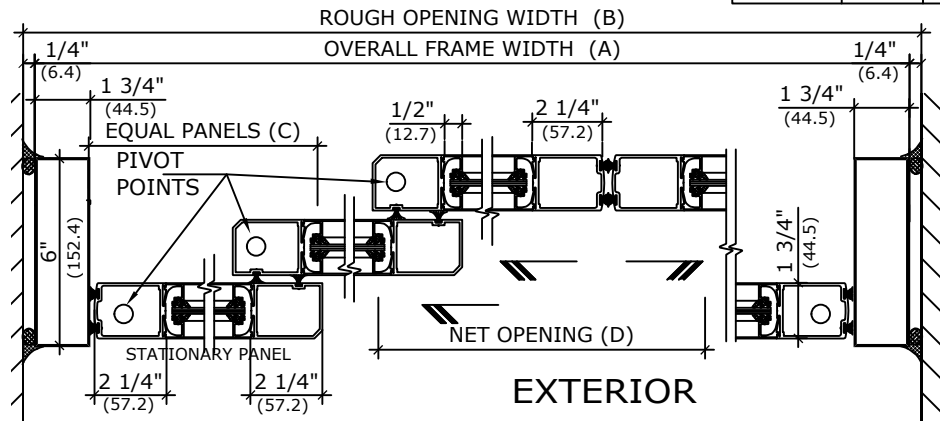
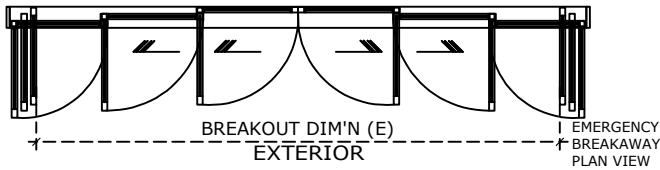
UNIT DESCRIPTION

DITEC

SO-SX-SX-SX-SX-SO : OVERHEAD CONCEALED TELESCOPIC
FULL BREAKOUT SLIDE DOOR SYSTEM, NARROW STILE DOORS.
PACKAGE SHALL INCLUDE AUTOMATIC OPERATOR, FRAME AND DOORS
WITH MUNTINS, BOTTOM RAILS WITH CONCEALED SWEEPS,
BRUSH-PILE WEATHER STRIPPING, EMERGENCY BREAKAWAY, MS LOCK,
GLAZING STOPS FOR TEMPERED GLASS, BOTTOM GUIDE
BOTTOM SHALL BE PART OF FULL WIDTH THRESHOLD, 3-POSITION
SWITCH & MOTION/PRESENCE SENSORS ON BOTH SIDES OF UNIT.

SIZE	OVERALL FRAME WIDTH A	ROUGH OPENING B	EQUAL PANELS C	NET DOOR D OPENING	BREAK OUT E DIM'N.
120"	120" (3048)	120 1/2" (3060.7)	21 1/4" (539.8)	58 3/4" (1492.3)	97 1/2" (2476.5)
144"	144" (3657.6)	144 1/2" (3670.3)	25 1/4" (641.4)	74 3/4" (1898.7)	121 1/2" (3086.1)
168"	168" (4267.2)	168 1/2" (4279.9)	29 1/4" (743)	90 3/4" (2305.1)	145 1/2" (3695.7)
192"	192" (4876.8)	192 1/2" (4889.5)	33 1/4" (844.6)	106 3/4" (2711.5)	169 1/2" (4305.3)
KEY INCHES	[B-1/2]	[A+1/2]	[A/6+1 1/4]	[2A/3-21 1/4]	[A-22 1/2]
KEY (mm)	(B-12.7)	(A+12.7)	(A/6+31.8)	(2A/3-539.8)	(A-572)

EXTERIOR ELEVATION

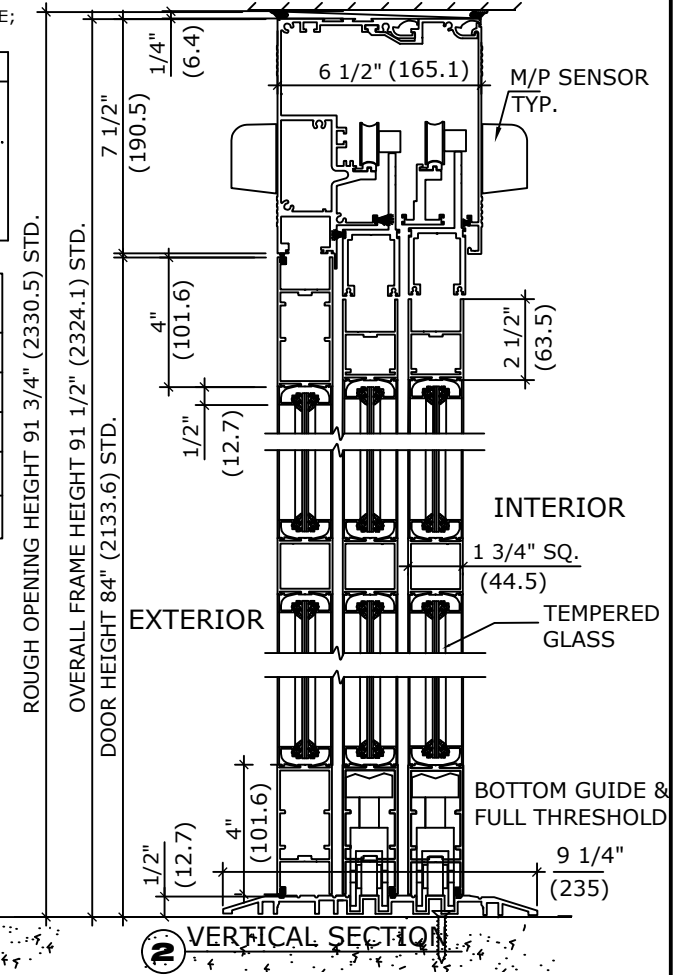


1 HORIZONTAL SECTION

REFER TO RELEVANT (LOCAL, STATE, NATIONAL OR AHJ) BUILDING CODE FOR
MIN DOOR HEIGHT & MIN/MAX WIDTH ALLOWABLE FOR EGRESS REQUIREMENT.
NOTE:
ENTREMATIC GROUP AB, RESERVES THE RIGHT TO
CHANGE & IMPROVE IT'S PRODUCTS & SPECIFICATIONS
WITHOUT NOTICE.

ENTREMATIC

TEL. 877-348-6837 (CANADA)
www.ditecentrematic.ca
TEL. 866-901-4284 (USA)
www.ditecentrematic.us



2 VERTICAL SECTION

SHEET TITLE:			ROW
ARCHITECT:			18
CONTRACTOR:			SECTION
SCALE:	DRAWN BY:	DATE:	DS